

# Differential pressure sensor

## For ventilation and air-conditioning

### Model A2G-50

WIKAdatasheet PE88.02



for further approvals  
see page 4



#### Applications

- For measuring differential pressures and static pressures
- Monitoring of filters
- Overpressure monitoring in clean rooms and laboratories

#### Special features

- Electrical output signal 0 ... 10 V or 4 ... 20 mA
- Modbus<sup>®</sup> output signal
- LC display
- Maintenance-free
- Maximum operating pressure 20 kPa



Differential pressure sensor, model A2G-50

#### Description

The model A2G-50 differential pressure sensor is used for measuring differential pressures of gaseous media in ventilation and air-conditioning applications.

It is based on the piezoresistive measurement principle. This compact differential pressure sensor offers excellent performance and high quality at an attractive price.

Electrical analogue output signals for both measurands (0 ... 10 V or 4 ... 20 mA) or the digital Modbus<sup>®</sup> versions enable the direct connection to control systems or the building automation system.

The pressure range as well as the unit and the response time can be individually adapted in the instrument via jumpers.

The measured differential pressure is also shown on the LC display and transmitted via the analogue or digital output signals. The LC display and the clear menu navigation enable a time-saving and simple commissioning.

# Specifications

Differential pressure sensor, model A2G-50				
Version	<div><div>■ Version without LC display</div><div>■ Version with LC display</div></div>			
Measuring element	Piezo measuring cell			
Measuring range <sup>1)</sup>	Variant 1	Variant 2	Variant 3	Variant 4
	0 ... 2,500 Pa	0 ... 7,000 Pa	-250 ... +250 Pa	0 ... 12,000 Pa
	0 ... 2,000 Pa	0 ... 5,000 Pa	-100 ... +100 Pa	0 ... 10,000 Pa
	0 ... 1,500 Pa	0 ... 4,000 Pa	-50 ... +50 Pa	0 ... 9,000 Pa
	0 ... 1,000 Pa	0 ... 3,000 Pa	-25 ... +25 Pa	0 ... 8,000 Pa
	0 ... 500 Pa	0 ... 2,500 Pa	0 ... 250 Pa	0 ... 7,500 Pa
	0 ... 250 Pa	0 ... 2,000 Pa	0 ... 100 Pa	0 ... 7,000 Pa
	0 ... 100 Pa	0 ... 1,500 Pa	0 ... 50 Pa	-1,000 ... +1,000 Pa
	-100 ... +100 Pa	0 ... 1,000 Pa	0 ... 25 Pa	-500 ... +500 Pa
	Accuracy <sup>2)</sup>			
Measuring ranges 0 ... 250, 0 ... 2,500 Pa	Pressure < 125 Pa	1 % ±2 Pa		
	Pressure > 125 Pa	1 % ±1 Pa		
Measuring ranges 0 ... 7,000, 0 ... 12,000 Pa	Pressure < 125 Pa	1.5 % ±2 Pa		
	Pressure > 125 Pa	1.5 % ±1 Pa		
Units (adjustable in the menu)				
Air flow	<div><div>■ m³/h</div><div>■ m³/s</div><div>■ l/s</div><div>■ cfm</div></div>			
Differential pressure	<div><div>■ Pa</div><div>■ kPa</div><div>■ mbar</div><div>■ inWC</div><div>■ mmWC</div></div>			
Process connection	Connecting nozzle (ABS), lower mount, for hoses with inner diameter 4 ... 6 mm			
Supply voltage U <sub>B</sub>				
With automatic zero point setting	AC 24 V or DC 24 V ±10 %			
Without automatic zero point setting	Output signal 0 ... 10 V	DC 14 ... 30 V or AC 24 V ±10 %		
	Output signal 4 ... 20 mA	DC 9 ... 30 V or AC 24 V ±10 %		
Electrical connection	Cable gland M16 Screw terminals max. 1.5 mm²			
Output signal	<div><div>■ DC 0 ... 10 V, 3-wire</div><div>■ 4 ... 20 mA, 3-wire</div><div>■ Modbus®</div></div>			
Current consumption				
DC 0 ... 10 V	< 1.0 W			
4 ... 20 mA	< 1.2 W			
Modbus®	< 1.3 W			
Case	Plastic (ABS)			
Zero point setting	<div><div>■ Automatic <sup>3)</sup></div><div>■ Manually via push button on the printed circuit board</div></div>			
Permissible temperatures				
Medium	<div><div>■ -20 ... +50 °C [-4 ... +122 °F]</div><div>■ -5 ... +50 °C [23 ... 122 °F], with automatic zero point setting</div></div>			
Ambient	-40 ... +70 °C [-40 ... +158 °F]			
Ingress protection per IEC/EN 60529	IP54			
Weight	150 g			

1) The measuring range is set via jumpers within the selected variant.







2) All data refer to the current measured pressure.

3) The automatic zero point setting aligns the zero point from time to time so that a manual zero point setting is not necessary. During the zero point setting (3 seconds every 10 minutes), the output signal and the display show the last measured value. Recommended for measuring ranges < 250 Pa.

## Modbus® version

Modbus® communication	
Protocol	Modbus® via serial interface
Measuring range	<ul style="list-style-type: none"><li>■ -250 ... +2,500 Pa</li><li>■ -250 ... +7,000 Pa</li></ul>
Transfer mode	RTU
Interface	RS-485
Byte format	(11 bits) in RTU mode Coding system: 8 bits binary  Bits per byte: <ul style="list-style-type: none"><li>■ 1 start bit</li><li>■ 8 data bits, lowest-order bit is sent first</li><li>■ 1 bit for parity</li><li>■ 1 stop bit</li></ul>
Baud rate	<ul style="list-style-type: none"><li>■ 9,600</li><li>■ 19,200</li><li>■ 38,400</li></ul> Adjustable in the configuration
Modbus® addresses	1 ... 247 addresses selectable in the configuration menu

## Approvals

Logo	Description	Country
	EU declaration of conformity <ul style="list-style-type: none"> <li>■ <b>EMC directive</b></li> <li>■ <b>RoHS directive</b></li> <li>■ <b>WEEE directive</b></li> </ul>	<b>European Union</b>
	EAC (option) <b>Import certificate</b>	<b>Eurasian Economic Community</b>
	GOST (option) <b>Metrology, measurement technology</b>	<b>Russia</b>
	KazInMetr (option) <b>Metrology, measurement technology</b>	<b>Kazakhstan</b>
-	MTSCHS (option) <b>Permission for commissioning</b>	<b>Kazakhstan</b>
	UkrSEPRO (option) <b>Metrology, measurement technology</b>	<b>Ukraine</b>
	Uzstandard (option) <b>Metrology, measurement technology</b>	<b>Uzbekistan</b>

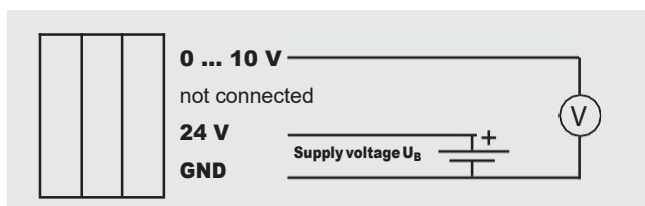
## Certificates (option)

- **Measurement report per EN 837**
- **2.2 test report per EN 10204**
- **3.1 inspection certificate per EN 10204**

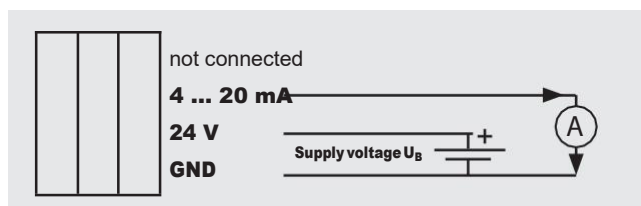
Approvals and certificates, see website

## Electrical connection

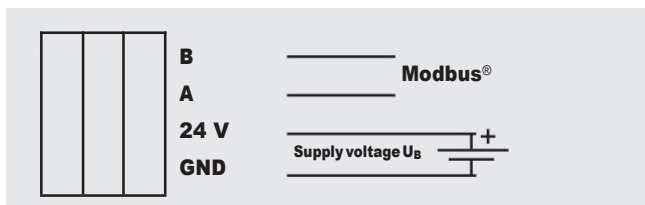
**Output signal DC 0 ... 10 V**



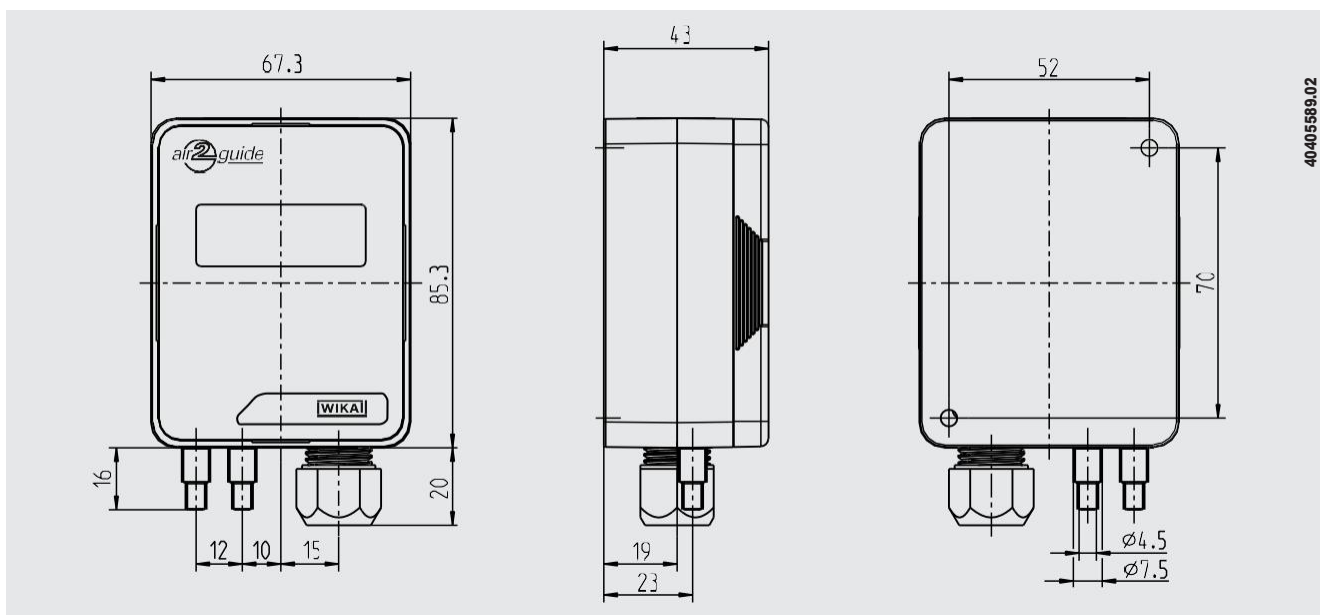
### Output signal 4 ... 20 mA






### Modbus® output signal



### Dimensions in mm



## Accessories

Description		Order number
	Static duct probes with combi hose connection for pressure measuring hoses Ø 4 ... 7 mm	
	Insertion length 100 mm	40232981
	Insertion length 150 mm	40232999
	Insertion length 200 mm	40233006
	Measuring hoses	
	PVC hose, inner diameter 4 mm, roll at 25 m	40217841
	PVC hose, inner diameter 6 mm, roll at 25 m	40217850
	Silicone hose, inner diameter 4 mm, roll at 25 m	40208940
	Silicone hose, inner diameter 6 mm, roll at 25 m	40208958
	Duct connectors for measuring hoses Ø 4 ... 6 mm	40217507

### Ordering information

**Model/Version/Measuring range/Output signal/Zero point setting/Accessories/Approvals/Certificates/Options**

© 08/2008 WIKA Alexander Wiegand SE & Co. KG, all rights reserved.

The specifications given in this document represent the state of engineering at the time of publishing.  
We reserve the right to make modifications to the specifications and materials.